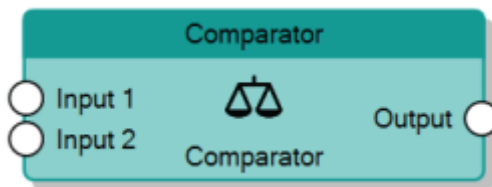

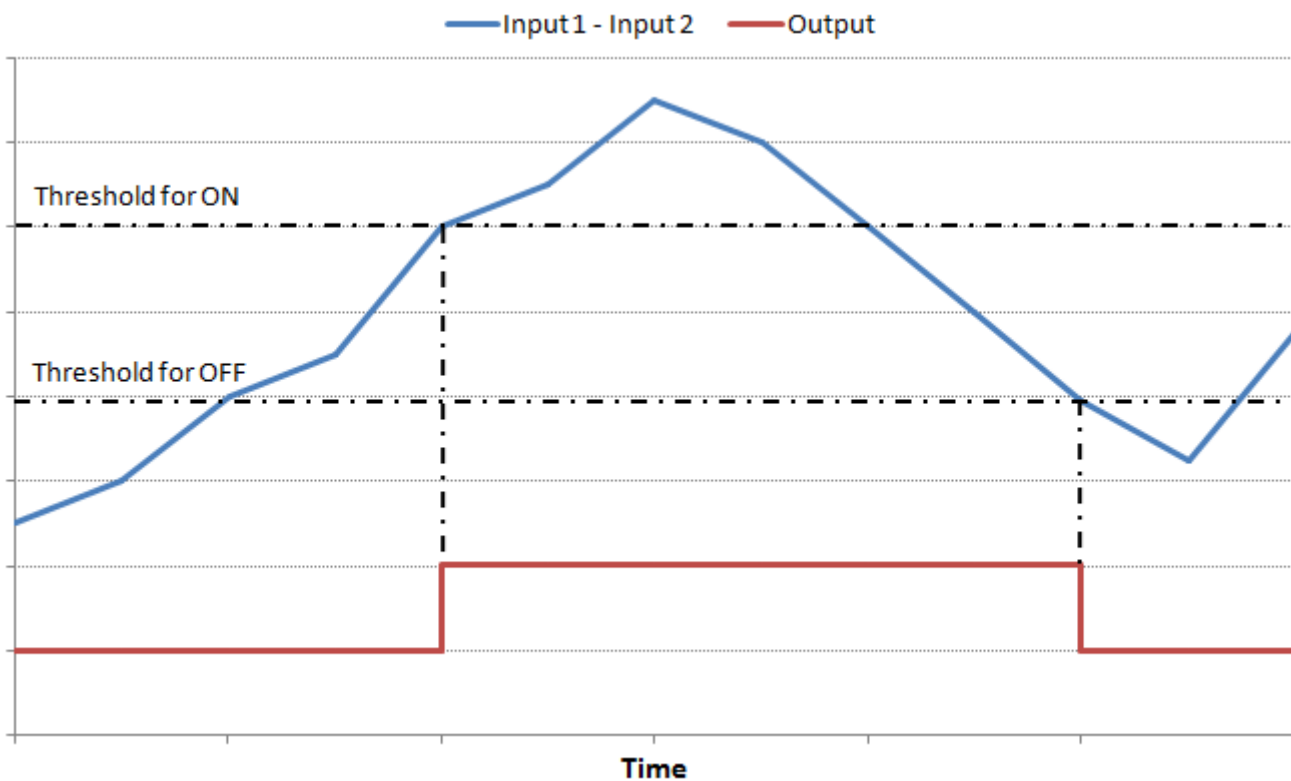


Comparator/2 Points Regulator



The Comparator node accepts numeric values for **Input 1** connector and **Input 2** connector and generates a pulse as the result of the comparison between the two inputs. If the difference between the two input values is greater than the value specified in the **Threshold for ON** property of the node, a logic 1 is sent to the **Output** connector. Instead, if the difference is lower than the value specified in the **Threshold for OFF** property, a logic 0 is sent to the **Output** connector. When the the difference is among the two threshold values, the previous state of the output is maintained.

 This node is really useful for temperature regulation because it acts as a 2 Points Regulator, preventing frequent switching of the output.



Behaviour of Comparator

From:

<http://www.thinknx.com/wiki/> - **Learning Thinknx**

Permanent link:

http://www.thinknx.com/wiki/doku.php?id=lm_analog_comparator

Last update: **2019/03/20 17:04**

